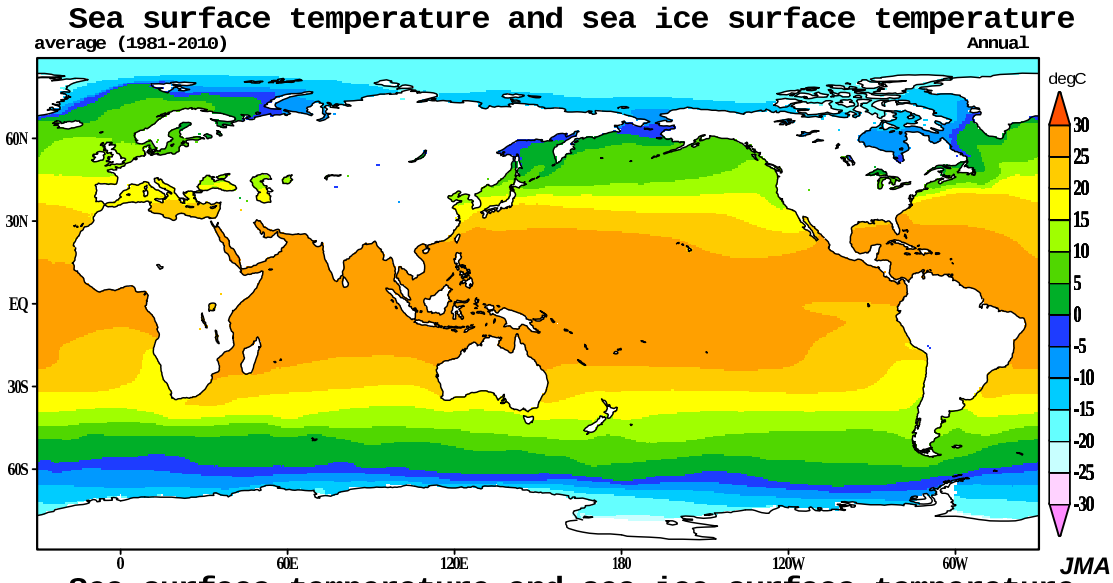
Sea surface temperature and sea ice surface temperature
average (1981-2010)
Annual
degC
30
25
20
15
10
5
0
-5
-10
-15
-20
-25
-30
60N
30N
EQ
30S
60S
0
60E
120E
180
120W
60W
JMA

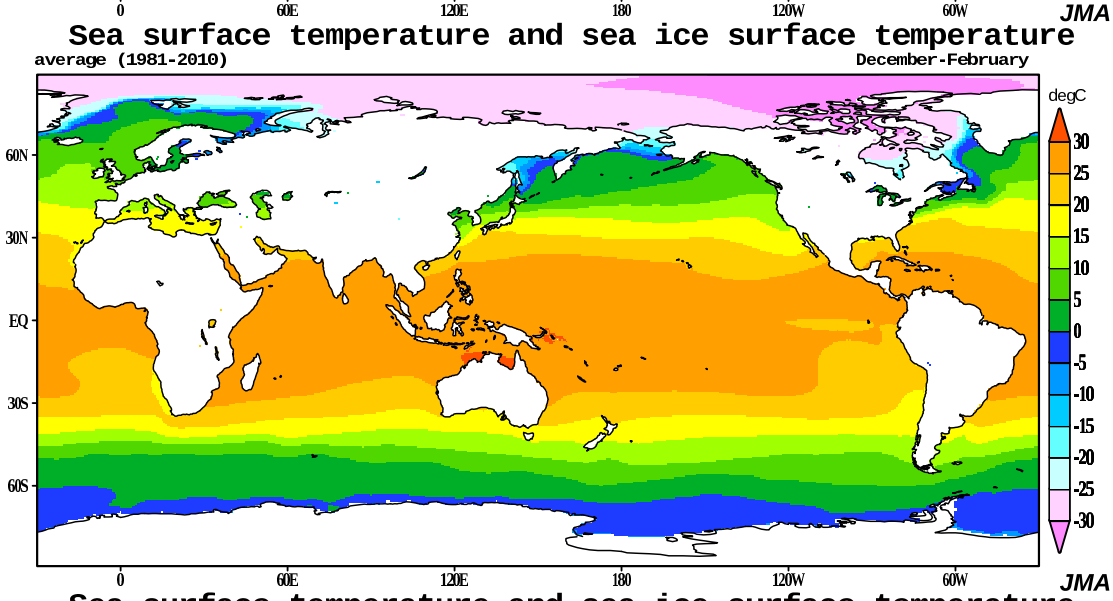
Sea surface temperature and sea ice surface temperature
average (1981-2010)
December-February
degC
30
25
20
15
10
5
0
-5
-10
-15
-20
-25
-30
60N
30N
EQ
30S
60S
0
60E
120E
180
120W
60W
JMA

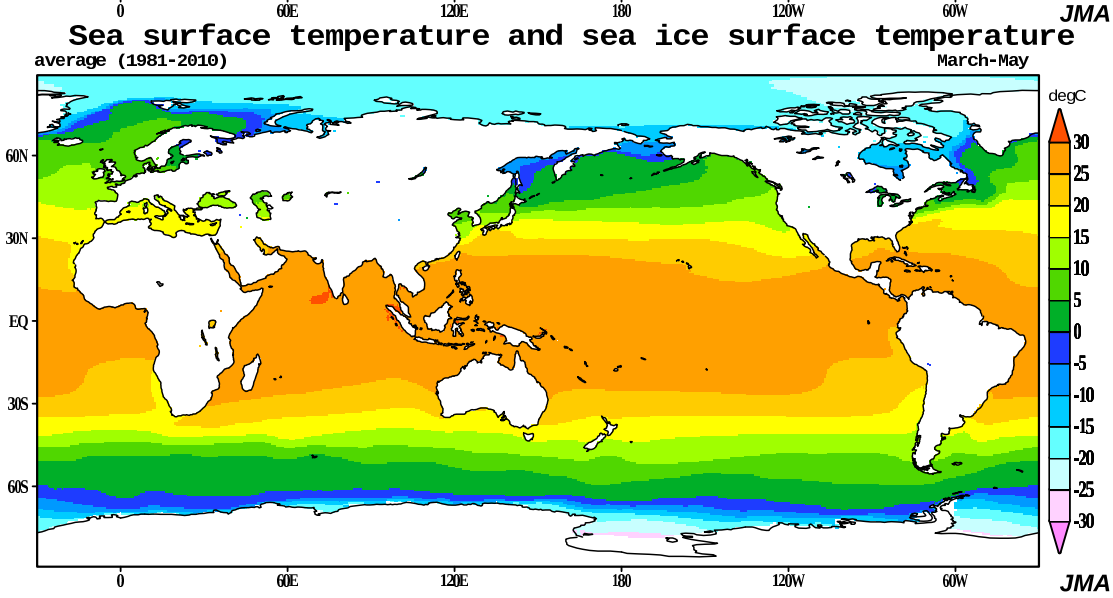
Sea surface temperature and sea ice surface temperature
average (1981-2010)
March-May
degC
30
25
20
15
10
5
0
-5
-10
-15
-20
-25
-30
60N
30N
EQ
30S
60S
0
60E
120E
180
120W
60W
JMA

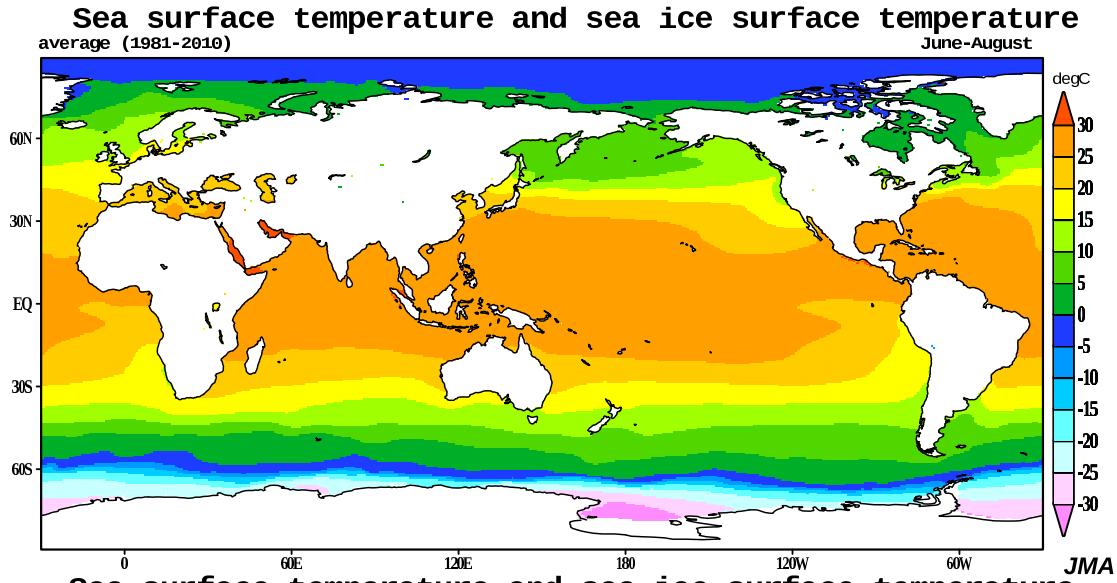
Sea surface temperature and sea ice surface temperature
average (1981-2010)
June-August
degC
30
25
20
15
10
5
0
-5
-10
-15
-20
-25
-30
60N
30N
EQ
30S
60S
0
60E
120E
180
120W
60W
JMA

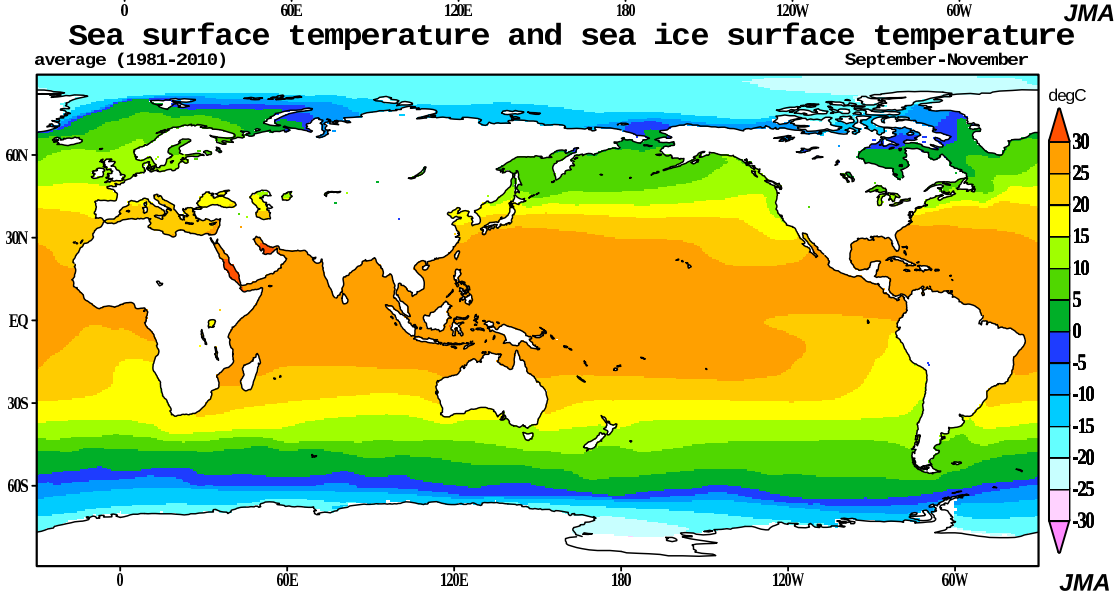
Sea surface temperature and sea ice surface temperature
average (1981-2010)
September-November
degC
30
25
20
15
10
5
0
-5
-10
-15
-20
-25
-30
60N
30N
EQ
30S
60S
0
60E
120E
180
120W
60W
JMA

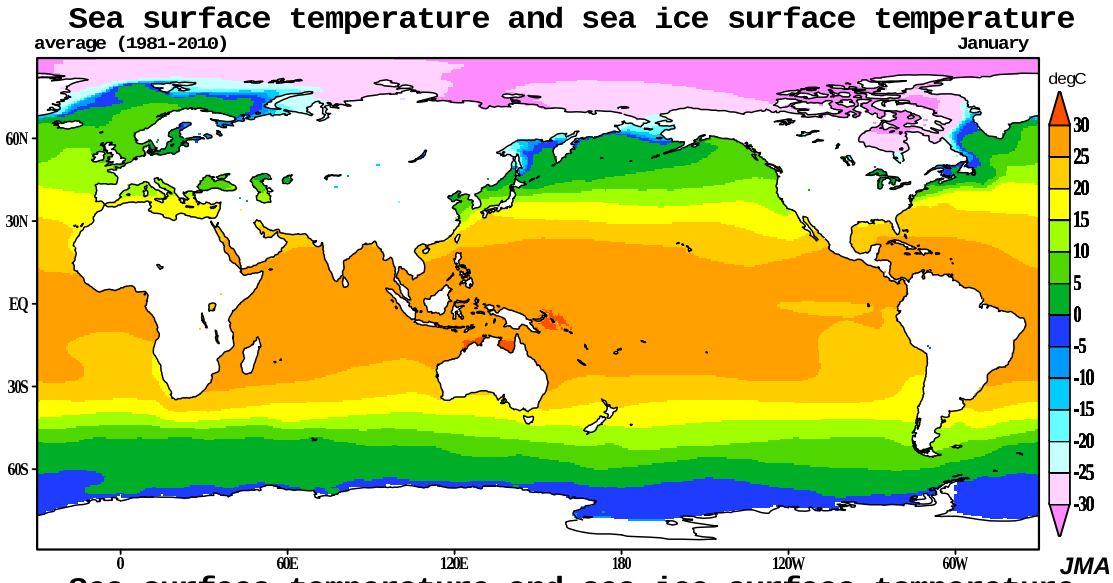
Sea surface temperature and sea ice surface temperature
average (1981-2010)
January
degC
30
25
20
15
10
5
0
-5
-10
-15
-20
-25
-30
60N
30N
EQ
30S
60S
0
60E
120E
180
120W
60W
JMA

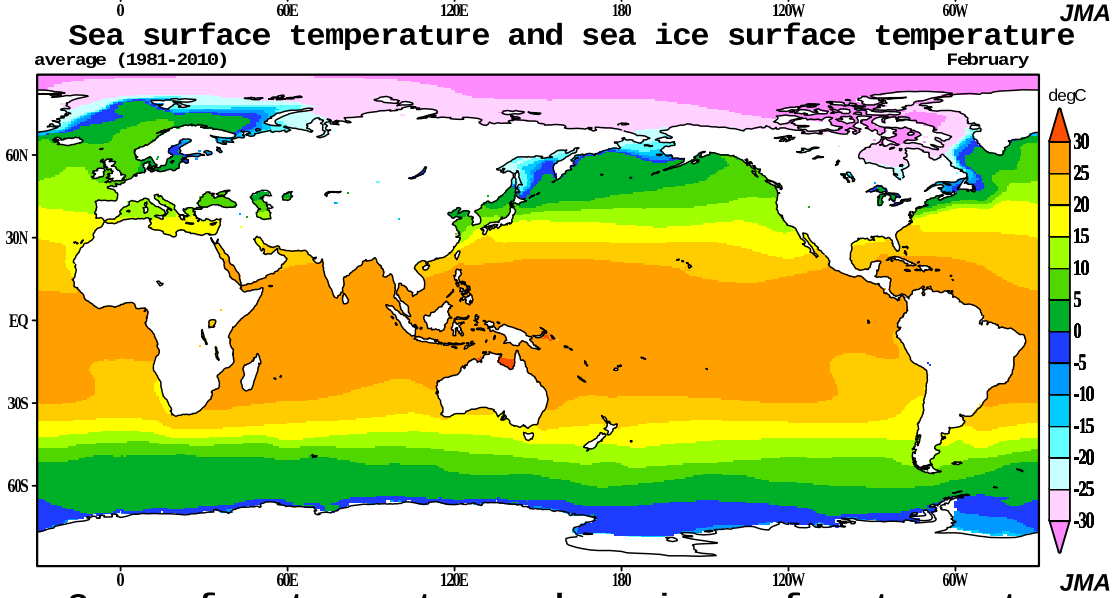
Sea surface temperature and sea ice surface temperature
average (1981-2010)
February
degC
30
25
20
15
10
5
0
-5
-10
-15
-20
-25
-30
60N
30N
EQ
30S
60S
0
60E
120E
180
120W
60W
JMA

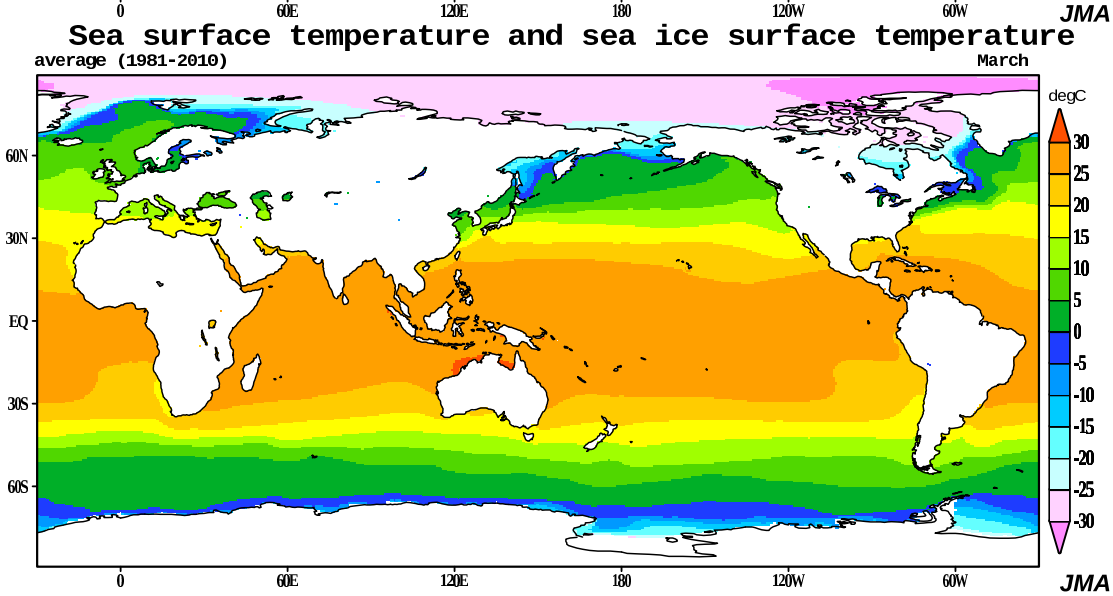
Sea surface temperature and sea ice surface temperature
average (1981-2010)
March
degC
30
25
20
15
10
5
0
-5
-10
-15
-20
-25
-30
60N
30N
EQ
30S
60S
0
60E
120E
180
120W
60W
JMA

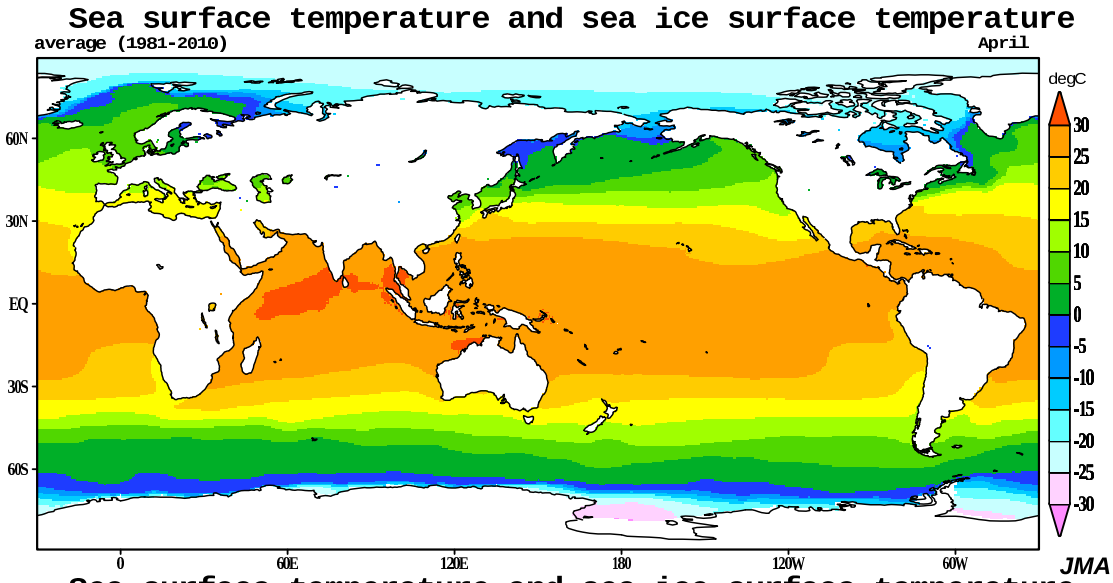
Sea surface temperature and sea ice surface temperature
average (1981-2010)
April
degC
30
25
20
15
10
5
0
-5
-10
-15
-20
-25
-30
60N
30N
EQ
30S
60S
0
60E
120E
180
120W
60W
JMA

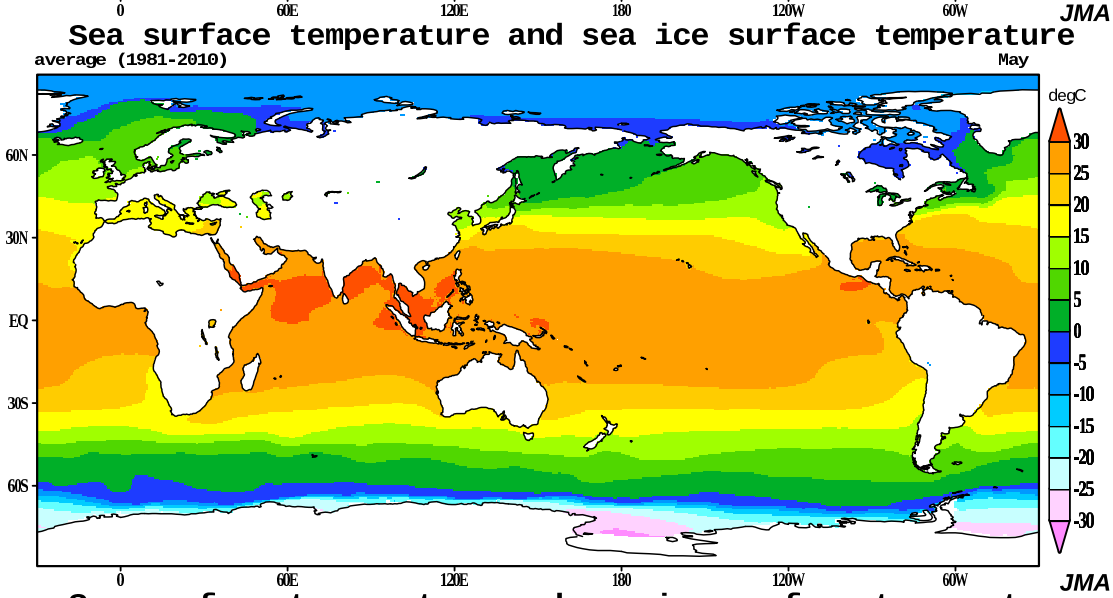
Sea surface temperature and sea ice surface temperature
average (1981-2010)
May
degC
30
25
20
15
10
5
0
-5
-10
-15
-20
-25
-30
60N
30N
EQ
30S
60S
0
60E
120E
180
120W
60W
JMA

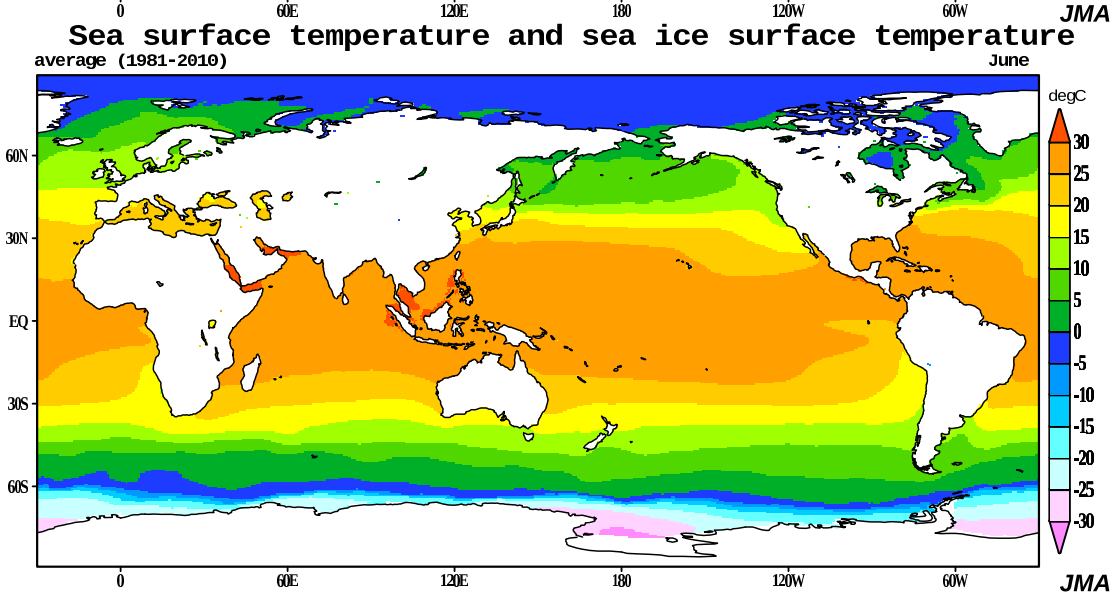
Sea surface temperature and sea ice surface temperature
average (1981-2010)
June
degC
30
25
20
15
10
5
0
-5
-10
-15
-20
-25
-30
60N
30N
EQ
30S
60S
0
60E
120E
180
120W
60W
JMA

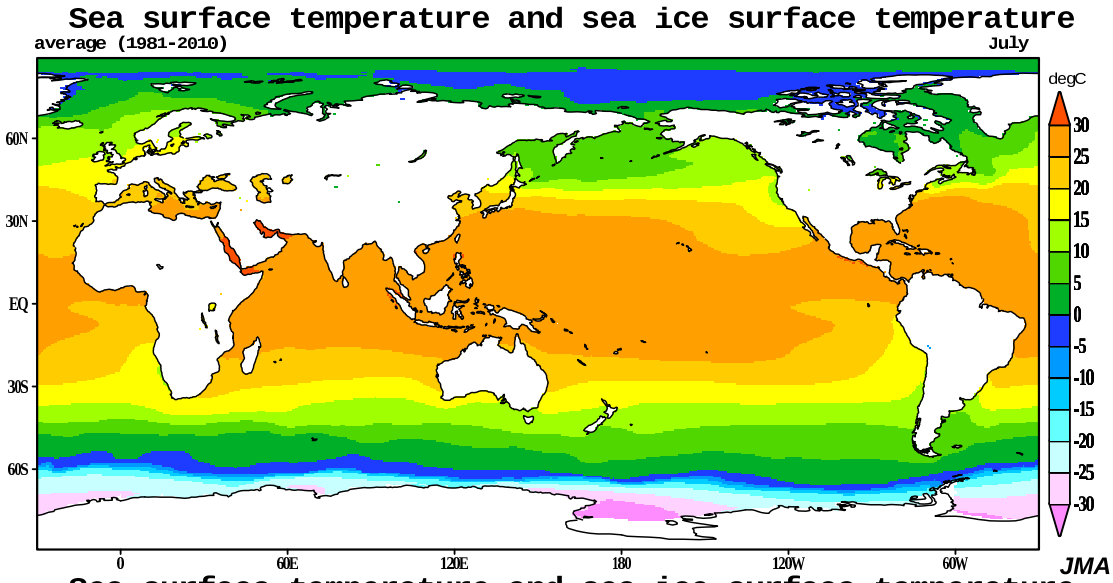
Sea surface temperature and sea ice surface temperature
average (1981-2010)
July
degC
30
25
20
15
10
5
0
-5
-10
-15
-20
-25
-30
60N
30N
EQ
30S
60S
0
60E
120E
180
120W
60W
JMA

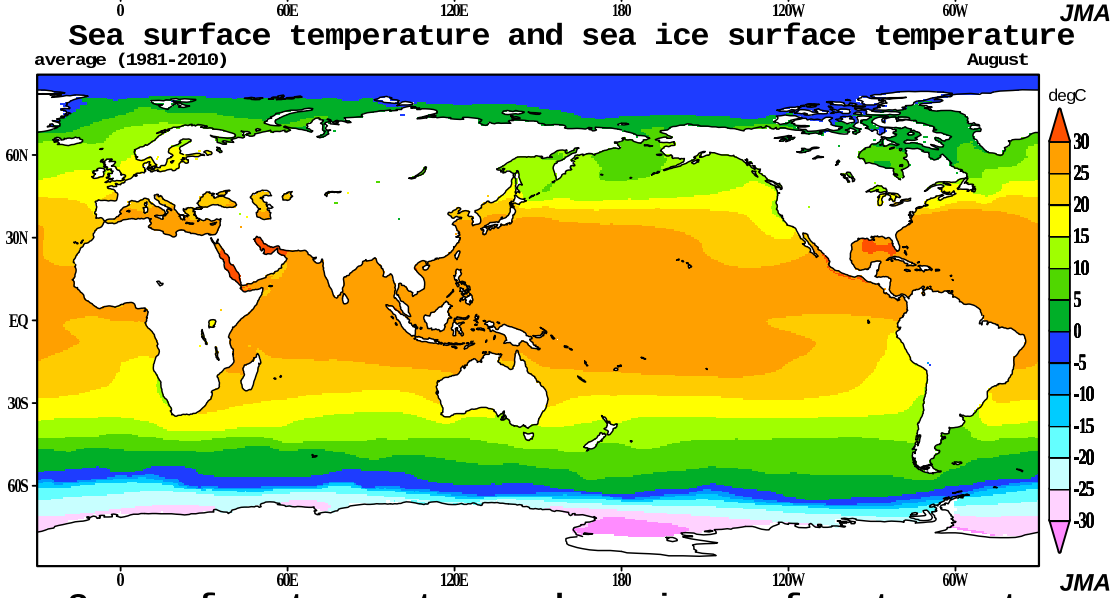
Sea surface temperature and sea ice surface temperature
average (1981-2010)
August
degC
30
25
20
15
10
5
0
-5
-10
-15
-20
-25
-30
60N
30N
EQ
30S
60S
0
60E
120E
180
120W
60W
JMA

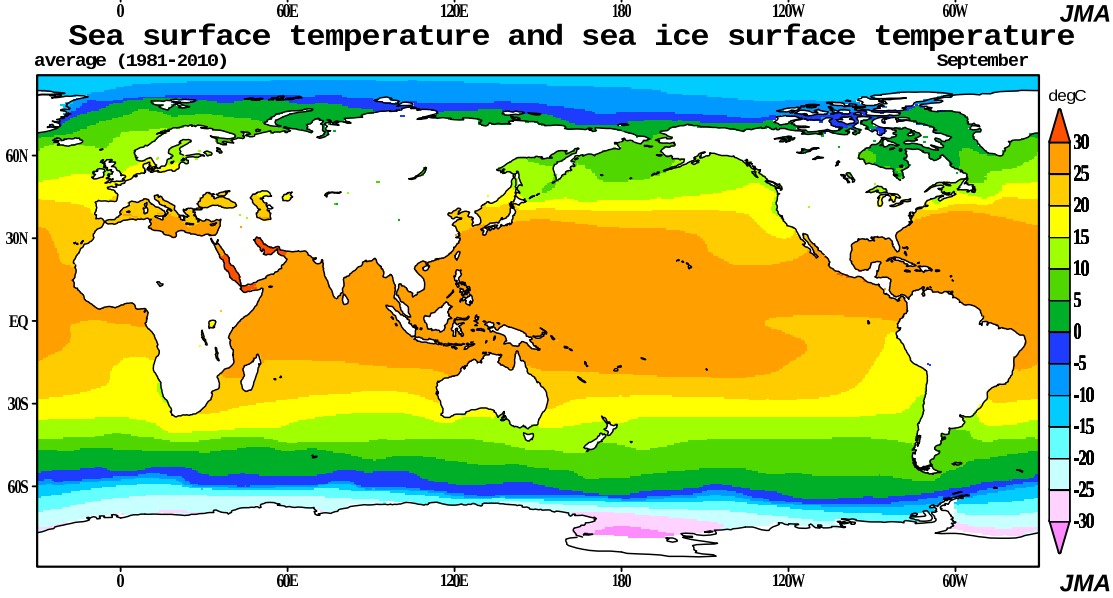
Sea surface temperature and sea ice surface temperature
average (1981-2010)
September
degC
30
25
20
15
10
5
0
-5
-10
-15
-20
-25
-30
60N
30N
EQ
30S
60S
0
60E
120E
180
120W
60W
JMA

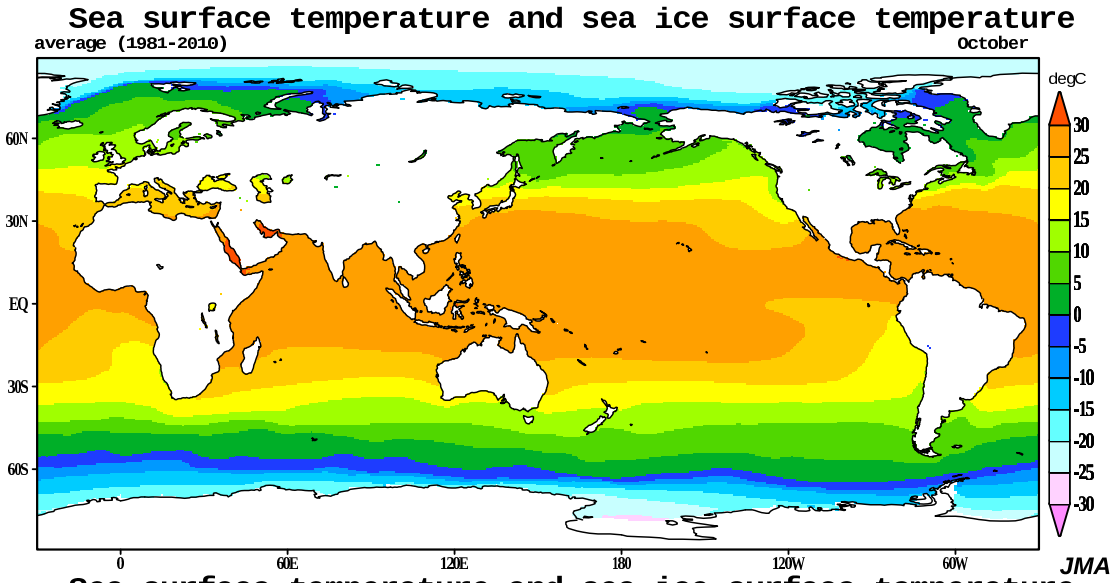
Sea surface temperature and sea ice surface temperature
average (1981-2010)
October
degC
30
25
20
15
10
5
0
-5
-10
-15
-20
-25
-30
60N
30N
EQ
30S
60S
0
60E
120E
180
120W
60W
JMA

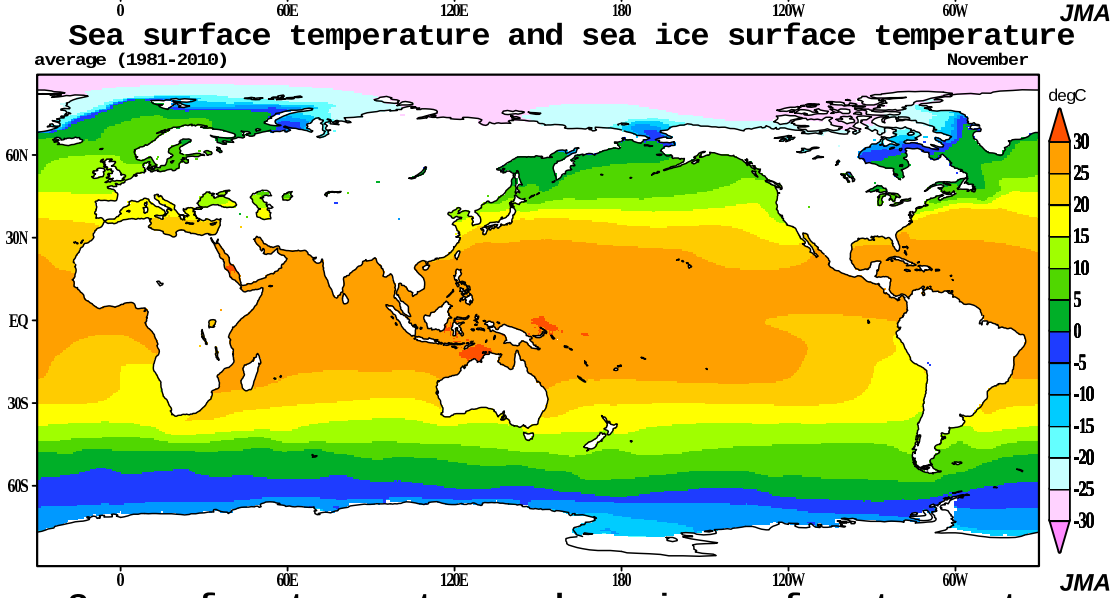
Sea surface temperature and sea ice surface temperature
average (1981-2010)
November
degC
30
25
20
15
10
5
0
-5
-10
-15
-20
-25
-30
60N
30N
EQ
30S
60S
0
60E
120E
180
120W
60W
JMA

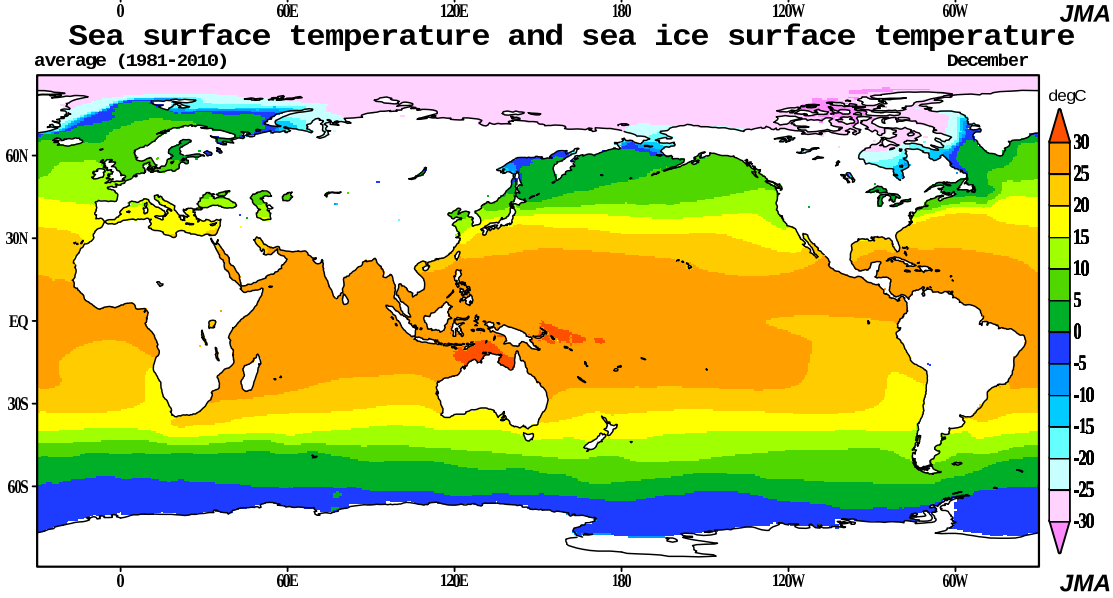
Sea surface temperature and sea ice surface temperature
average (1981-2010)
December
degC
30
25
20
15
10
5
0
-5
-10
-15
-20
-25
-30
60N
30N
EQ
30S
60S
0
60E
120E
180
120W
60W
JMA